

B

Accessories for the Empty-Module-Housings

Material

Side Panels and Marking Carrier:
Polyamide, Data see page 84.

Covers: PVC transparent
Temperature limits (minimum values):
continuous -20° to +70°C/ -4° to +158°F

Mounting Rails:
Zinc plated steel, yellow chromated

Description

Symbol Carriers

These serve for easy marking of modules. Marking strips 25 x 5 x 0,6 mm (0.98 x 0.2 x 0.02 inch) or marking tags with a foot width of 6 x 5 mm (0.24 x 0.2 inch) can be accommodated. The symbol carriers can be snap-fitted to the side walls and locked in place.

Covers and Side Panels

When using a cover, two side walls respectively are necessary. These interlock with the cover in place of the symbol carrier, and also with the side wall of the housing. The side walls provide a marking option similar to the symbol carrier. The covers and side walls are available in four widths (B):

Width 01: 45 mm (1.77 in)

Width 02: 59 mm (2.32 in)

Width 03: 73 mm (2.87 in)

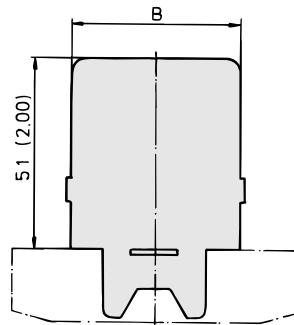
Width 04: 87 mm (3.43 in)

These widths should preferably be allocated to the respective width codes of the housing parts (see previous pages), so that sufficient space remains for the terminals. All other combinations also fit, provided the width is selected at least 8 mm (0.32 inch) smaller than that of the housing.

The height of the covers is always 50 mm (1.97 inch) from the edge of the housing. The standard cover lengths are listed in the order field in the last box. The length matching the module must be selected 5 mm (0.2 inch) shorter than the overall length of the same.

Mounting Rail

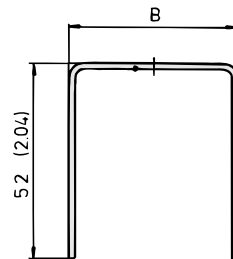
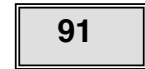
The mounting rails serve for installation of complete module units in switchgear cabinets. Type M-TS-35/7,5 complies with the European Standard DIN EN 50 022/7,5 and M-TS-32 with 50 035. Both types are available in the lengths 2000 mm (78.74 inch).



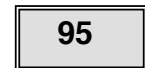
Code

(see Order Table, "Accessories")

Side panel with marking area



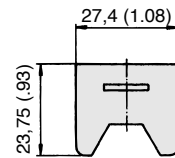

Cover



Code

(see Order Table, "Accessories")

Marking carrier



Mounting rail



Mounting rail

Order Table

Type-Designation **M-TS-35/7,5** (Length: 2m)
 Type-Designation **M-TS-32** (Length: 2m)

Module Housing Accessoires-Types: M-512	Width (W): Side Panels and Covers: 45 mm → 01 59 mm → 02 73 mm → 03 87 mm → 04	Accessories: Side Panel → 91 Cover → 95 Marker Carrier → 90	Only for Ordering Covers: Cover lengths (mm): 018,0 085,5 040,5 108,0 063,0 158,0
	Marker Carrier (for all sizes): → 00	Mounting Rails have their own Type-Designation, please see above.	Or to cut to self-defined size, 1m long: 999,9
M - 5 1 2 - - - - - - - - - - ,			
Type-Designation			